



## Counter-Serve






This is an innovative range expanding the extensive popular Churchill Super Vitrified product portfolio. A common problem encountered in many kitchens is the use of inconsistent products on hot and cold decks. This results in poor and uninspiring food presentation, in addition to wasting energy due to the deck surface area not being optimised fully. Counter-Serve's flexible layout and white body offers first class food presentation hot or cold covering 99.6% of the deck.

Extensive research into this range facilitated the development of Counter-Serve as an energy saving solution due to the flat deck of the products and the optimisation of the surface area. What's more the range is extremely flexible so that all pieces work efficiently together giving users countless presentation options.

Counter-Serve Cookware exemplifies the Super Vitrified philosophy of 'Engineered for Performance.' Hot and Cold Gastro solutions are prone to easy chipping and breakages. The Churchill Super Vitrified body minimises chips and breakages, saving you precious time and money.

Futhermore we are delighted to announce Churchill and Counter-Serve are proud winners of Caterer and Hotelkeeper magazine Catering Equipment & Supplies Excellence Awards 2008. This ground-breaking product range has won the Crockery, Cutlery and Glassware category judged by a distinguished panel of judges. Winning an award of this magnitude solidifies Counter-Serve as an innovative product that certainly fills a need in the market.

## Shape Guide

				
<b>Rectangular</b> <b>2 Ltr</b> <b>Casserole</b> WHCW RCD 18 x 19.4cm 7" x 6 1/2 (GN 1/6 size) 2 Ltrs 70 oz	<b>15</b> <b>Rectangular</b> <b>Baking Dish</b> WHCW RLBD 38 x 25cm 15" x 10" 4 Ltrs 140oz	<b>5</b> <b>Rectangular</b> <b>Baking Dish</b> WHCW RSBD 12 x 25cm 5" x 10" 1Ltr 35oz	<b>10 Square</b> <b>Baking</b> <b>Dish</b> WHCW SBD 25 x 25cm 10" x 10" 2ltrs 70oz	<b>2/4</b> <b>Rectangular</b> <b>Baking Dish</b> WHCW LBD 16 x 53cm 6 1/2 x 21"



**1/1  
Rectangular  
Baking Dish**  
WHCW XLBD  
32.5 x 53cm  
13 x 21"



**Square Jug**  
WHCW SQJ  
18cm x 12cm  
7"x 4 1/2"  
1.5ltr 52.8oz



**Square Jug  
Lid**  
WHCW SQJL  
11cm 4" dia



**2/4 Flat  
Tray**  
WHCW SLBD  
53 x 15cm  
21 x 6"  
142.1cl 50oz



**Large  
Casserole  
Dish**  
400cl 140.8oz  
WHCW RCDL  
34 x 20 x  
11.5cm 13  
3/8 x 7 7/8 x  
4 1/2"



**1/4 Flat Tray**  
WHCW SRBD  
25 x 14 x  
2.6cm 9 7/8"  
x 5 1/2" x 1"



**Black Deli  
Jar**  
BCBK SDJ  
11cm 4 3/8"  
18oz



**White Deli  
Jar**  
WH SDJ  
11cm 4 3/8"  
18oz